

ÜBERSICHTSZEICHNUNG  
ASSEMBLY DRAWING

**LAPIERRE**



**SPICY CF 6.9 / 7.9 / 8.9 / TEAM (MY24)**





SPICY CF 6.9 / 7.9 / 8.9 / TEAM (MY24)

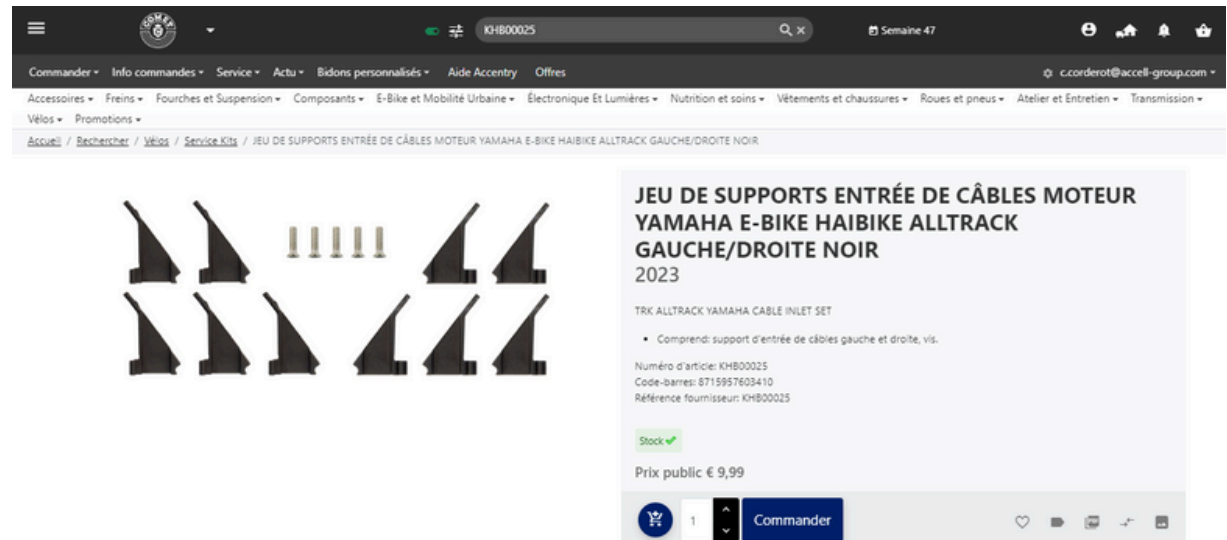
date: 19-07-2024

version: 01

## HOW TO USE EXPLODED VIEW

BOM-ID	Description	Specification	Torque	QTY	Service Kit nr.
1	Counter sunk screw (Set)	IS2 - M3 x 8 mm	1 Nm	2	KHB00025  

**“ You can click on the logo according to your part's supplier. It will take you to the purchase page.**





# ÜBERSICHTSZEICHNUNG

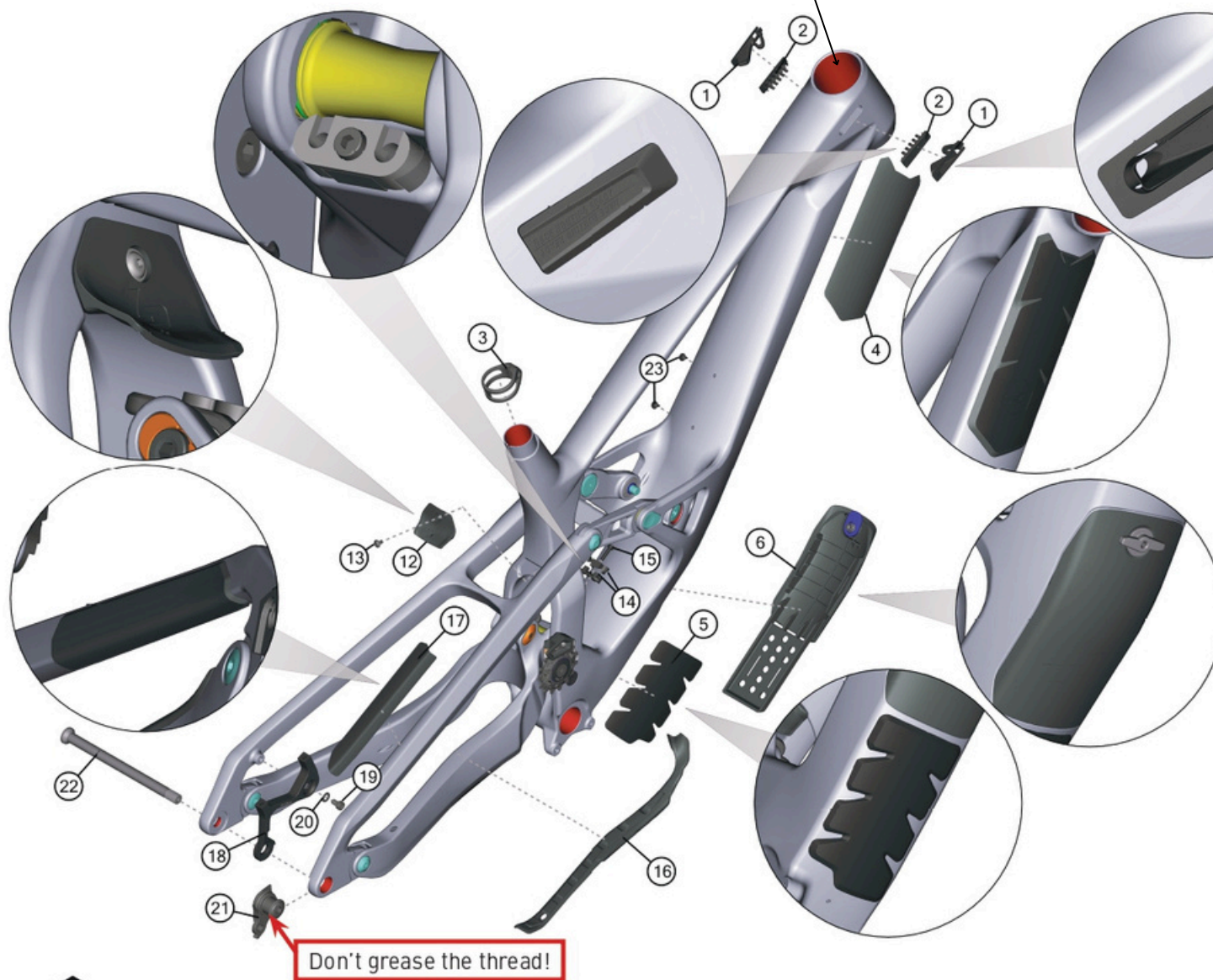
ASSEMBLY DRAWING

main frame

Headset : KLP00025

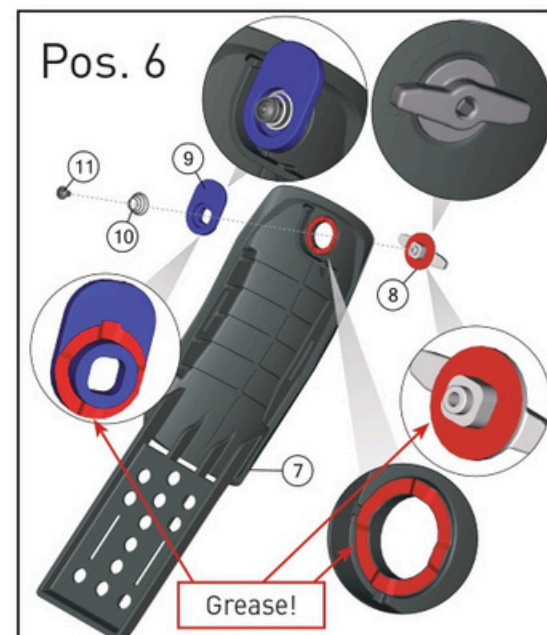


# LAPIERRE



**Hinweis:** Bei den Schrauben muss mittelfeste Gewindesicherung verwendet werden.  
Rote Flächen müssen gefettet werden.

**Note:** use medium strength screw lock for screw threads.  
Red surfaces have to be greased.



SPICY CF 6.9 / 7.9 / 8.9 / TEAM (MY24)

date: 19-07-2024

version: 01

page 2 / 18


























# ÜBERSICHTSZEICHNUNG

## ASSEMBLY DRAWING

## main frame

# LAPIERRE

BOM-ID	Item nr.	QTY	Description	Specification	Torque	Service kits
1	10031712	2x	Cable inlet (ready to race)			KLP00005 
2	10031855	2x	Cable inlet (blind plug)			KLP00005 
3	10010773	1x	Seat clamp incl. screw M5x12mm	ø 34,9 mm	6 Nm	- 
4	10031399	1x	Shuttle protector			KLP00044 
5	10031849	1x	BB protector			KLP00044 
6	10031404	1x	Toolbox <b>(assembled set)</b>			KLP00053 
7	included in Pos. 6	1x	Toolbox			KLP00053 
8	included in Pos. 6	1x	Toolbox lever			KLP00053 
9	included in Pos. 6	1x	Toolbox lock mechanism			KLP00053 
10	included in Pos. 6	1x	Spring toolbox lock mechanism			KLP00053 
11	included in Pos. 6	1x	Toolbox lever screw			KLP00053 
12	10031396	1x	Shock fender top			KLP00056 
13	10031845	1x	Lens head screw	HS2.5 - M4 x 8 mm	1 Nm	KLP00056 
14	10031948	2x	Hose Clamp			KLP00054 
15	10031949	1x	Cylinder head screw	HS3 - M4 x 16 mm	2 - 3 Nm	KLP00054 
16	10031402	1x	Chainstay protector			KLP00044 
17	10031860	1x	Seatstay protector			KLP00044 
18	10031714	1x	Brake mount adapter	PM200		KLP00004 
19	10032155	1x	Cylinder head screw	HS5 - M6 x 20 mm	10 Nm	KLP00004 
20		1x	Washer	ø 6,4 mm		KLP00004 
21	10010774	1x	UDH derailleur hanger + nut	Don't grease the thread!	25 Nm	- 
22	10017878	1x	Rear Thru-axle			KLP00024 
23	10012933	2x	Bottle hanger bolts			- 

Headset : KLP00025 



SPICY CF 6.9 / 7.9 / 8.9 / TEAM (MY24)

date: 19-07-2024

version: 01

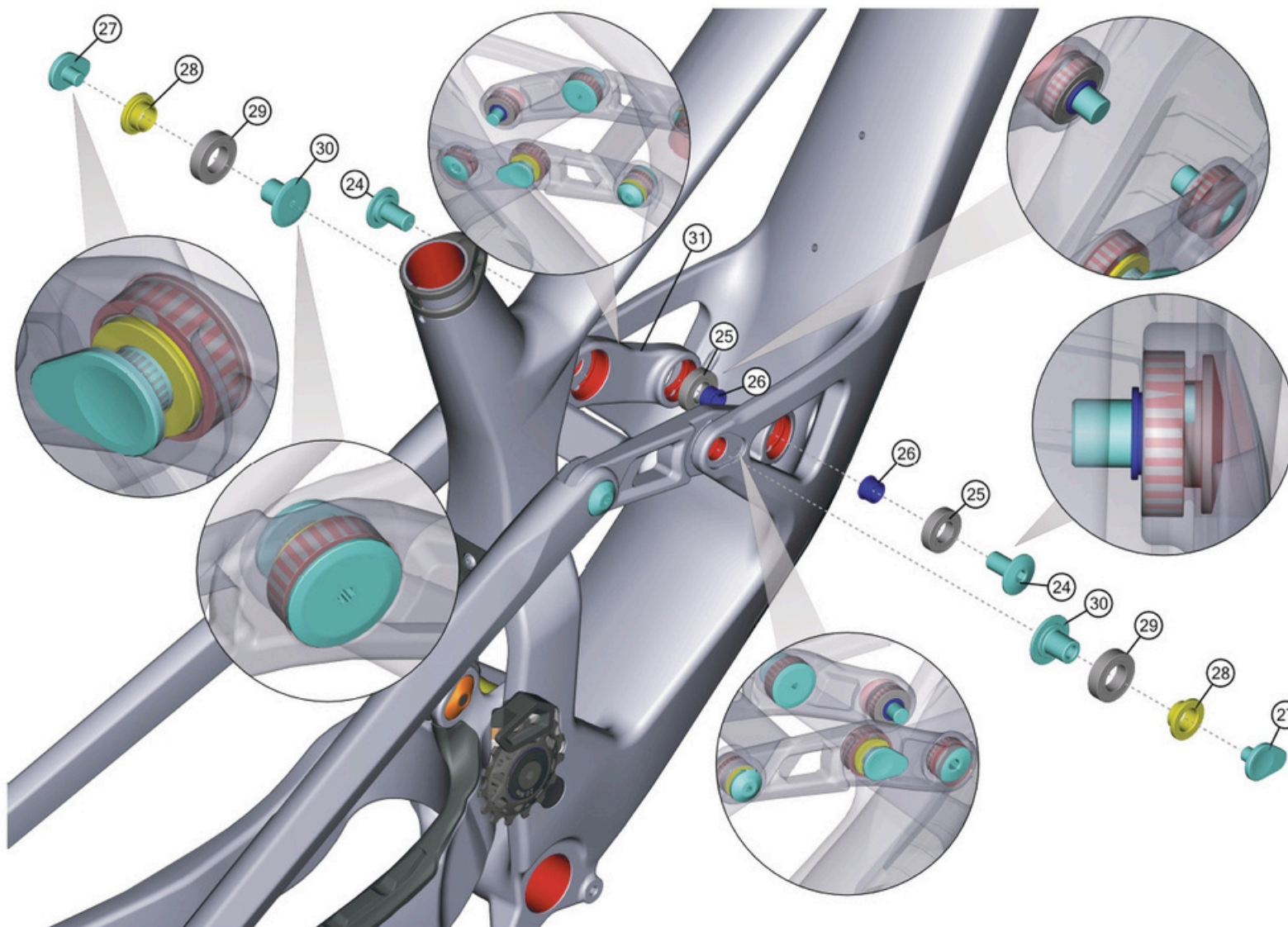


# ÜBERSICHTSZEICHNUNG

ASSEMBLY DRAWING

rockerlink high pivot

# LAPIERRE



**Hinweis:** Bei den Schrauben muss mittelfeste Gewindesicherung verwendet werden. Rote Flächen müssen gefettet werden.

**Note:** use medium strength screw lock for screw threads. Red surfaces have to be greased.



SPICY CF 6.9 / 7.9 / 8.9 / TEAM (MY24)

date: 19-07-2024










version: 01

# ÜBERSICHTSZEICHNUNG

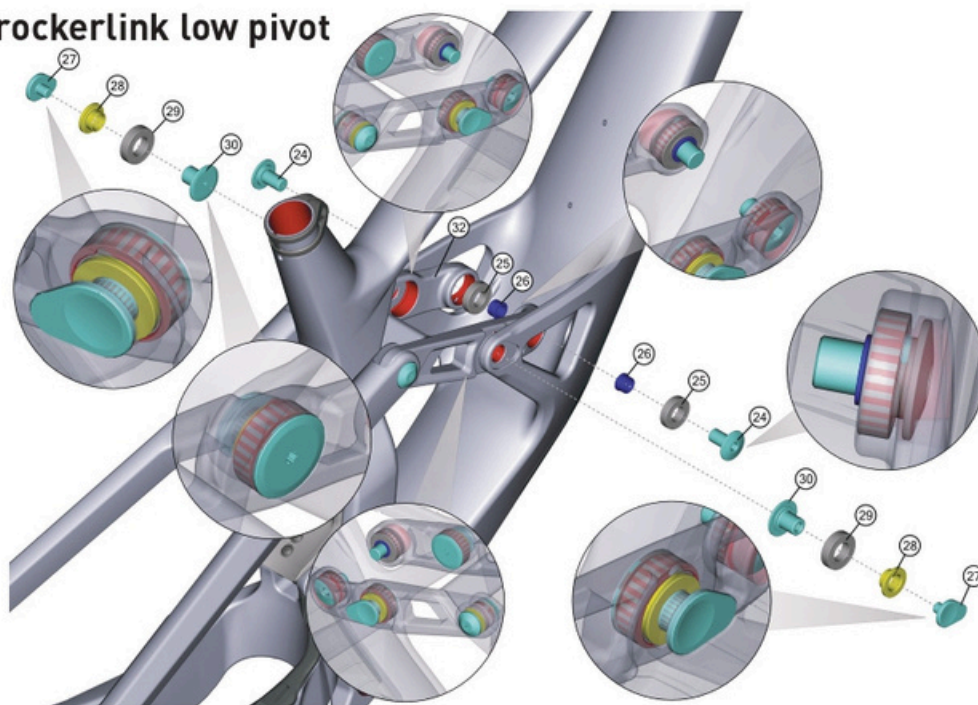
## ASSEMBLY DRAWING

## rockerlink high pivot

# LAPIERRE

BOM-ID	Item nr.	QTY	Description	Specification	Torque	Service kits
24		2x	Trunnion screw	HS6 - M10xp1.0x16 mm	8 - 10 Nm	KLP00067 
25		2x	Trunnion bearing	6901-VRS - 24x12x6 mm		KLP00048 
26		2x	Trunnion bushing	Ø 12x10x7.5 mm		KLP00067 
27		2x	Link mount screw			KLP00049 
28		2x	Link mount bushing	Ø 15x13x8.5 mm		KLP00049 
29		2x	Link mount bearing	6902-VRS - 28x15x7 mm		KLP00048 
30		2x	Link mount axle		10 - 12 Nm	KLP00049 
31		1x	Rockerlink <b>high pivot</b>			KLP00049 
32		1x	Rockerlink <b>low pivot</b>			KLP00051 

### rockerlink low pivot



### Rockerlink LOW Pivot



### Rockerlink HIGH Pivot



SPICY CF 6.9 / 7.9 / 8.9 / TEAM (MY24)

date: 19-07-2024

version: 01



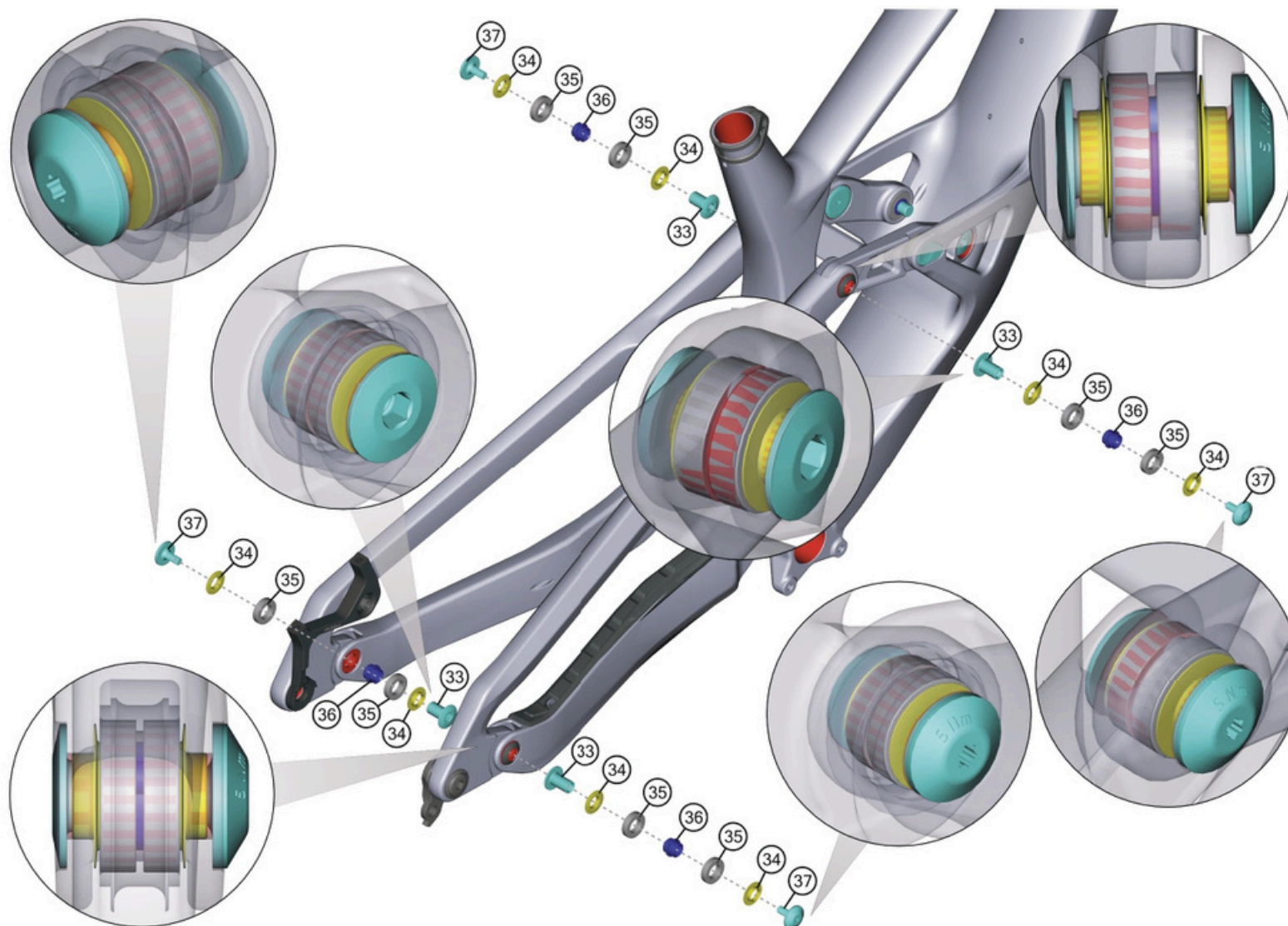


# ÜBERSICHTSZEICHNUNG

ASSEMBLY DRAWING

seatstay-chainstay

# LAPIERRE



**Hinweis:** Bei den Schrauben muss mittelfeste Gewindesicherung verwendet werden.  
**Rote Flächen müssen gefettet werden.**

**Note:** use medium strength screw lock for screw threads.  
**Red surfaces have to be greased.**



SPICY CF 6.9 / 7.9 / 8.9 / TEAM (MY24)

date: 19-07-2024






version: 01

# ÜBERSICHTSZEICHNUNG

## ASSEMBLY DRAWING

seatstay-chainstay

# LAPIERRE

BOM-ID	Item nr.	QTY	Description	Specification	Torque	Service kits
33		4x	Seatstay axle	Ø 10x17.5 mm		KLP00049 
34		8x	Seatstay bushing	Ø 12x10x3.8 mm		KLP00049 
35		8x	Seatstay bearing	6801-VRS - 21x12x5 mm		KLP00048 
36		4x	Seatstay spacer	Ø 12x10x10.5 mm		KLP00049 
37		4x	Seatstay screw	TX25 - M6xp1.0x15 mm	5 Nm	KLP00049 



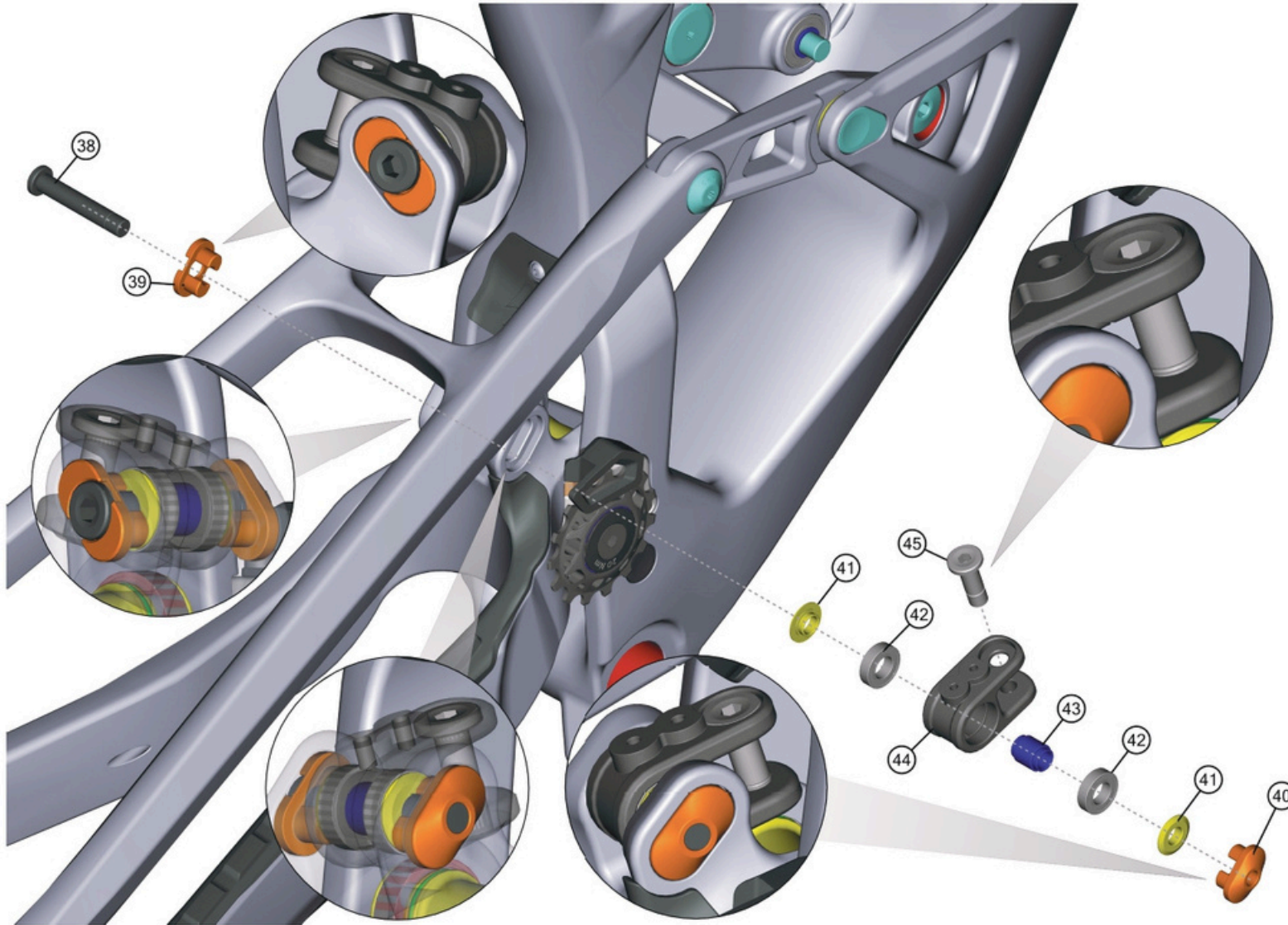
SPICY CF 6.9 / 7.9 / 8.9 / TEAM (MY24)

date: 19-07-2024

version: 01



**LAPIERRE**



**Note:** use medium strength screw lock for screw threads.  
Red surfaces have to be greased.

page 8 / 18














# ÜBERSICHTSZEICHNUNG

## ASSEMBLY DRAWING

### flipchip

# LAPIERRE

BOM-ID	Item nr.	QTY	Description	Specification	Torque	Service kits
38		1x	Flipchip screw	HS5 - M8 x 47 mm	8 - 10 Nm	KLP00057 
39		1x	Flipchip center spacer			KLP00057 
40		1x	Flipchip center nut	M8		KLP00057 
41		2x	Flipchip bushing	Ø 10x8x4.5 mm		KLP00064 
42		2x	Flipchip bearing	6800-VRS - 19x10x5 mm		KLP00048 
43		1x	Flipchip spacer	Ø 10x8x15 mm		KLP00064 
44		1x	Flipchip-shock adapter			KLP00064 
45		1x	Shock lower screw	HS5 - M8 x 24 mm	8 - 10 Nm	KLP00064 

		FRONT	MID	REAR
Flipchip position				
HIGH pivot	Wheel size front 29" rear 27.5"	OK but not how you should ride the bike Geometry wise	Correct	OK but not how you should ride the bike Geometry wise
	Wheel size front 29" rear 29"	OK but not how you should ride the bike Geometry wise	OK but not how you should ride the bike Geometry wise	Correct
LOW pivot	Wheel size front 29" rear 27.5"	Correct	OK but not how you should ride the bike Geometry wise	Not correct
	Wheel size front 29" rear 29"	OK but not how you should ride the bike Geometry wise	Correct	Not correct



SPICY CF 6.9 / 7.9 / 8.9 / TEAM (MY24)

date: 19-07-2024

version: 01

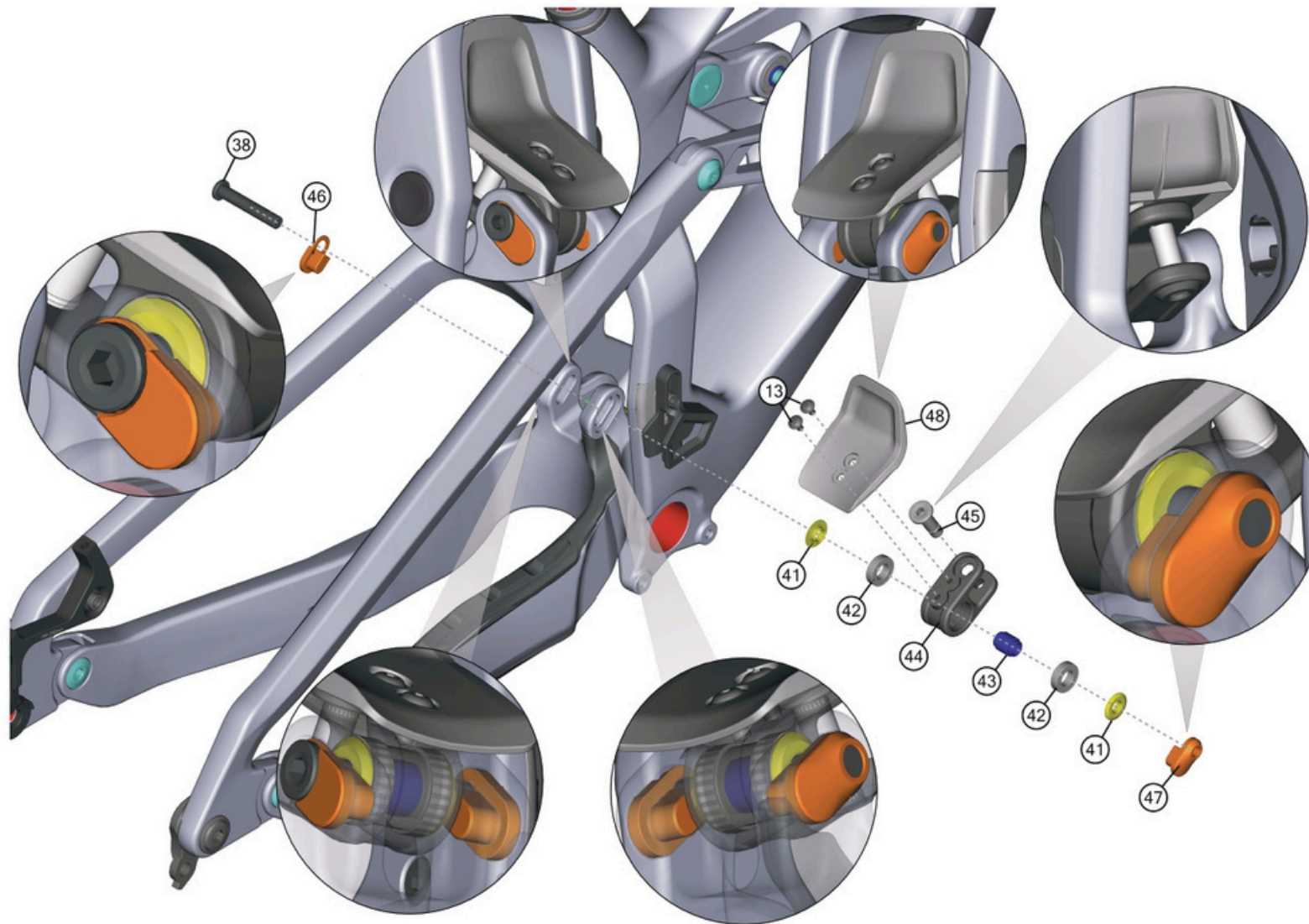


# ÜBERSICHTSZEICHNUNG

## ASSEMBLY DRAWING

flipchip

# LAPIERRE



**Hinweis:** Bei den Schrauben muss mittelfeste Gewindesicherung verwendet werden.  
**Rote Flächen müssen gefettet werden.**

**Note:** use medium strength screw lock for screw threads.  
**Red surfaces have to be greased.**



SPICY CF 6.9 / 7.9 / 8.9 / TEAM (MY24)  
date: 19-07-2024  
version: 01
















# ÜBERSICHTSZEICHNUNG

## ASSEMBLY DRAWING

### flipchip

# LAPIERRE

BOM-ID	Item nr.	QTY	Description	Specification	Torque	Service kits
13	10031845	2x	Lens head screw <b>only for low pivot</b>	HS2.5 - M4 x 8 mm	1 Nm	KLP00056 
38		1x	Flipchip screw	HS5 - M8 x 47 mm	8 - 10 Nm	KLP00057 
41		2x	Flipchip bushing	Ø 10x8x4.5 mm		KLP00064 
42		2x	Flipchip bearing	6800-VRS - 19x10x5 mm		KLP00048 
43		1x	Flipchip spacer	Ø 10x8x15 mm		KLP00064 
44		1x	Flipchip-shock adapter			KLP00064 
45		1x	Shock lower screw	HS5 - M8 x 24 mm	8 - 10 Nm	KLP00064 
46		1x	Flipchip excentric spacer			KLP00057 
47		1x	Flipchip excentric nut	M8		KLP00057 
48	10031850	1x	Shock fender bottom <b>only for low pivot</b>			KLP00056 

		FRONT	MID	REAR
Flipchip position				
HIGH pivot	Wheel size front 29" rear 27.5"	OK but not how you should ride the bike Geometry wise	Correct	OK but not how you should ride the bike Geometry wise
	Wheel size front 29" rear 29"	OK but not how you should ride the bike Geometry wise	OK but not how you should ride the bike Geometry wise	Correct
LOW pivot	Wheel size front 29" rear 27.5"	Correct	OK but not how you should ride the bike Geometry wise	Not correct
	Wheel size front 29" rear 29"	OK but not how you should ride the bike Geometry wise	Correct	Not correct



SPICY CF 6.9 / 7.9 / 8.9 / TEAM (MY24)

date: 19-07-2024

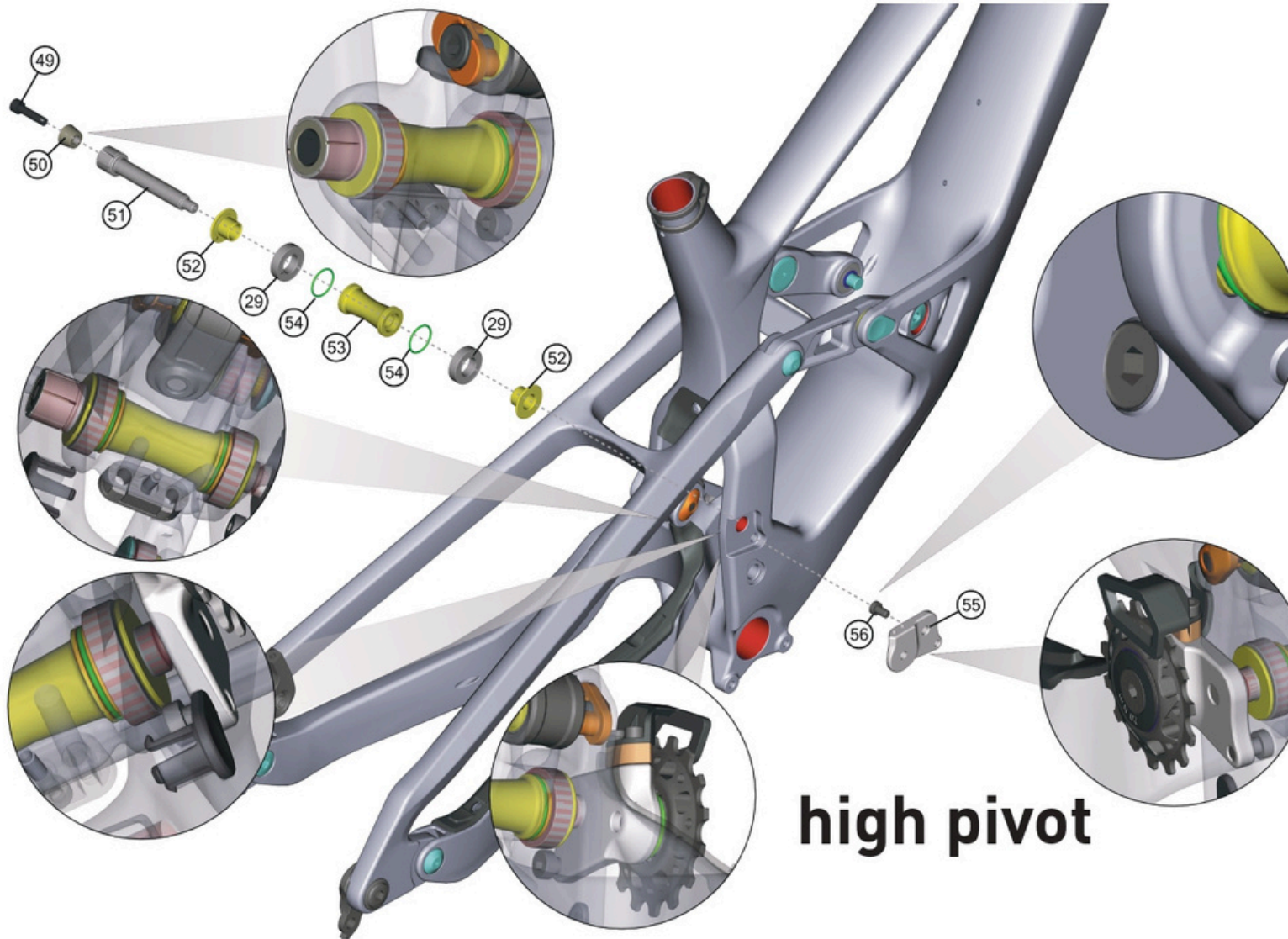
version: 01

# ÜBERSICHTSZEICHNUNG

ASSEMBLY DRAWING

high mainpivot

# LAPIERRE



**Hinweis:** Bei den Schrauben muss mittelfeste Gewindesicherung verwendet werden. Rote Flächen müssen gefettet werden.

**Note:** use medium strength screw lock for screw threads. Red surfaces have to be greased.

high pivot



SPICY CF 6.9 / 7.9 / 8.9 / TEAM (MY24)










date: 19-07-2024

version: 01

# ÜBERSICHTSZEICHNUNG

## ASSEMBLY DRAWING high mainpivot

# LAPIERRE

BOM-ID	Item nr.	QTY	Description	Specification	Torque	Service kits
29		2x	Bearing	6902-VRS - 28x15x7 mm		KLP00048 
49		1x	Mainpivot expander screw	HS5 - M6x24 mm	6 Nm	KLP00068 
50		1x	Mainpivot cone expander	ø 6.8x10.8 mm		KLP00068 
51		1x	Mainpivot axle	M8x12x76.5 mm	12 - 14 Nm	KLP00068 
52		2x	Mainpivot bushing	Ø 15x12x12.5 mm		KLP00068 
53		1x	Mainpivot spacer	ø 12x44 mm		KLP00068 
54		2x	Mainpivot O-ring	Ø 20x1.5 mm		KLP00068 
55		1x	Chain guide bracket <b>high pivot</b>			KLP00040 
56		1x	Cylinder head screw (bracket screw)	HS4 - M6 x 10 mm	5 Nm	KLP00040 



SPICY CF 6.9 / 7.9 / 8.9 / TEAM (MY24)

date: 19-07-2024

version: 01

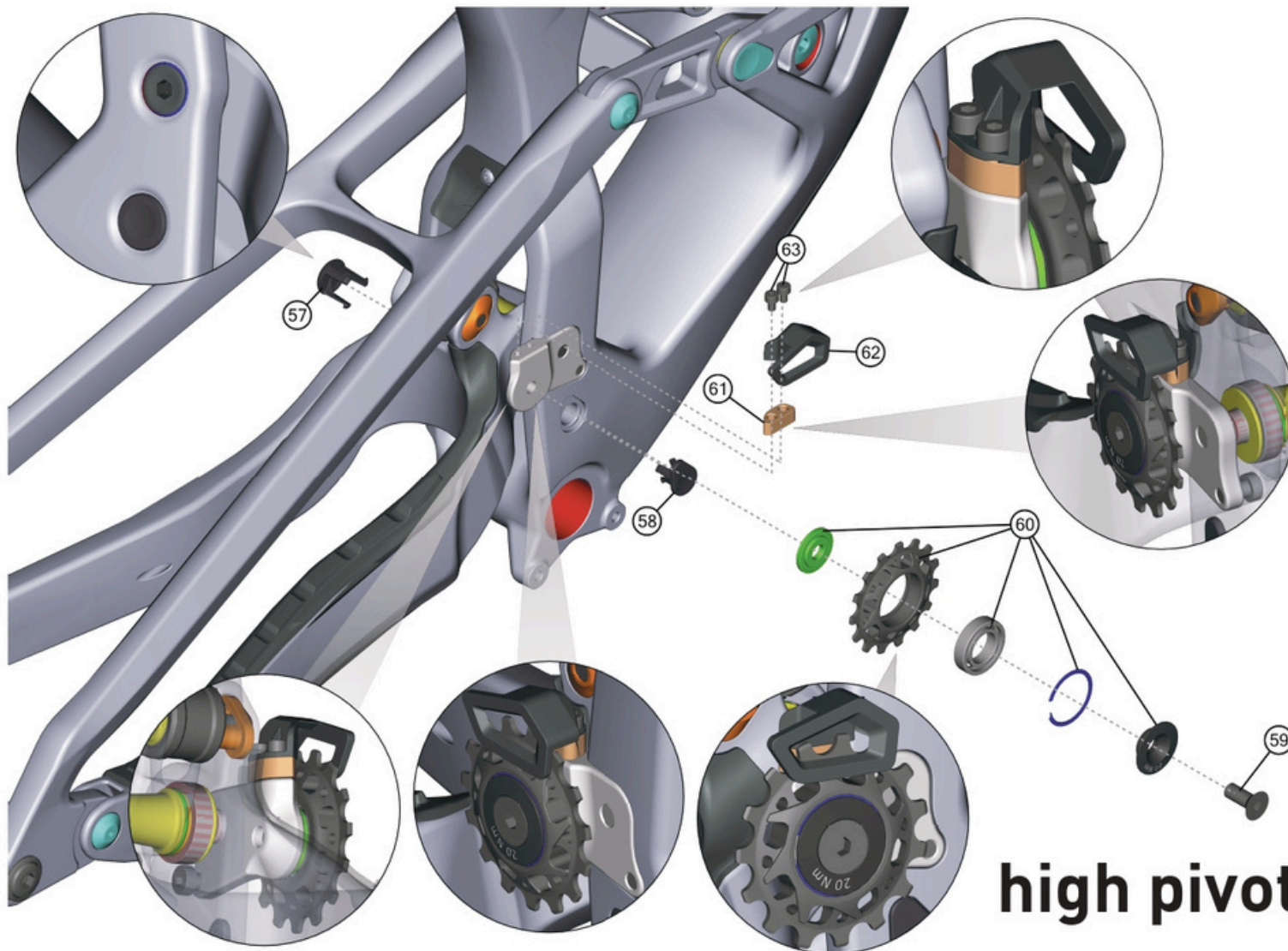


# ÜBERSICHTSZEICHNUNG

ASSEMBLY DRAWING

high pivot

# LAPIERRE



**Hinweis:** Bei den Schrauben muss mittelfeste Gewindesicherung verwendet werden.  
**Rote Flächen müssen gefettet werden.**

**Note:** use medium strength screw lock for screw threads.  
**Red surfaces have to be greased.**

high pivot



SPICY CF 6.9 / 7.9 / 8.9 / TEAM (MY24)







date: 19-07-2024

version: 01

# ÜBERSICHTSZEICHNUNG

## ASSEMBLY DRAWING high pivot

# LAPIERRE

BOM-ID	Item nr.	QTY	Description	Specification	Torque	Service kits
57	10031854	1x	Non drive side mainpivot plug			KLP00046 
58	10031853	1x	Drive side mainpivot axle plug <b>high pivot</b>			KLP00046 
59		1x	Counter sunk screw <b>high pivot</b>	HS5 - M8 x 20 mm	20 Nm	KLP00045 
60	10031406	1x	Pulley wheel 15T <b>high pivot</b>			KLP00045 
61	10032070	1x	Chain guide spacer <b>high pivot</b>			IN PROGRESS
62	10031861	1x	Chain guide <b>high pivot</b>			KLP00040 
63	10031862	2x	Cylinder head screw <b>high pivot</b>	HS3 - M4 x 14 mm	2 - 3 Nm	KLP00040 



SPICY CF 6.9 / 7.9 / 8.9 / TEAM (MY24)

date: 19-07-2024

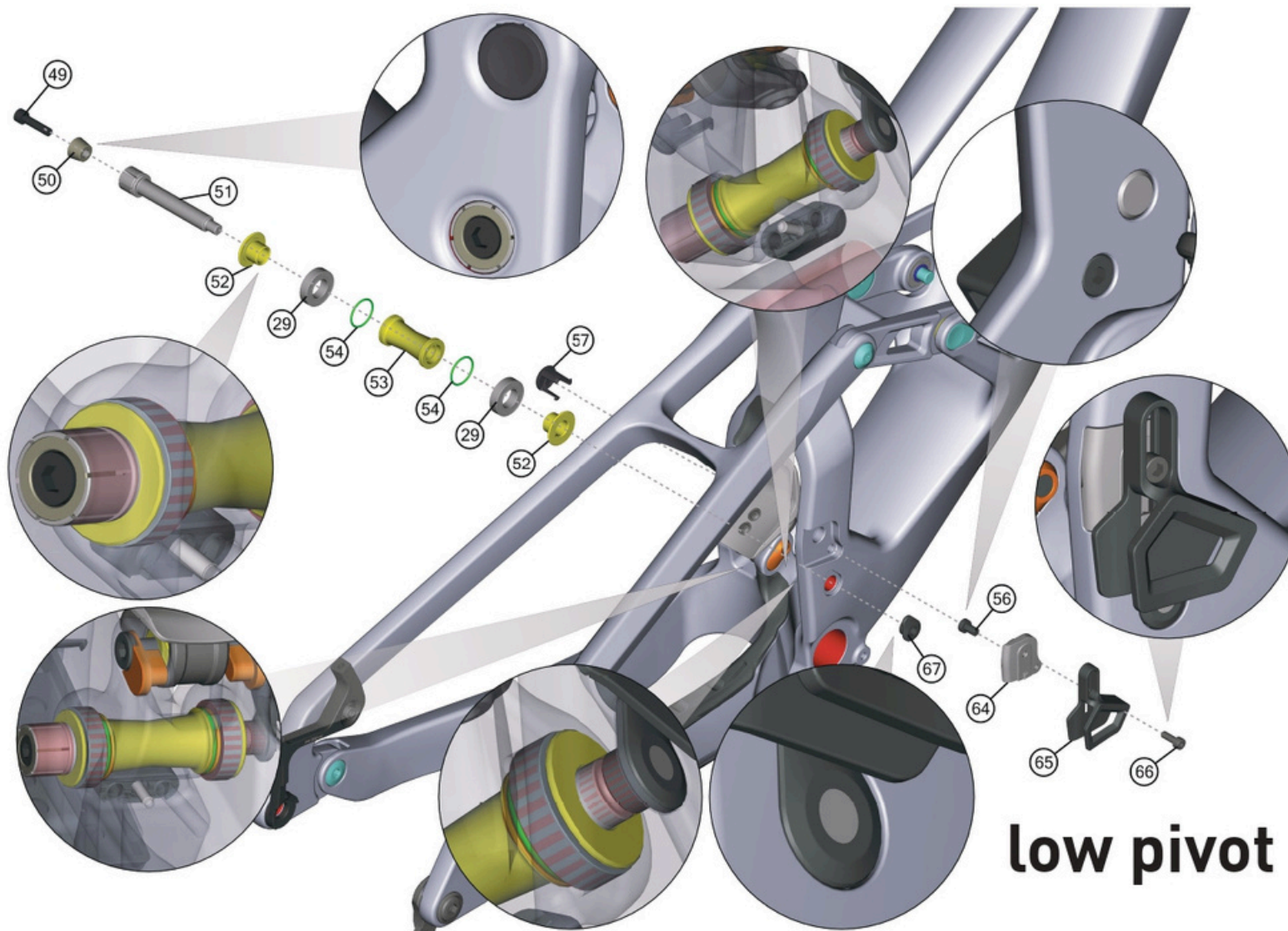
version: 01



# ÜBERSICHTSZEICHNUNG

ASSEMBLY DRAWING low mainpivot

# LAPIERRE



**Hinweis:** Bei den Schrauben muss mittelfeste Gewindesicherung verwendet werden. Rote Flächen müssen gefettet werden.

**Note:** use medium strength screw lock for screw threads. Red surfaces have to be greased.

## low pivot



SPICY CF 6.9 / 7.9 / 8.9 / TEAM (MY24)

date: 19-07-2024

version: 01
















# ÜBERSICHTSZEICHNUNG

## ASSEMBLY DRAWING

### low mainpivot

# LAPIERRE

BOM-ID	Item nr.	QTY	Description	Specification	Torque	Service kits
29		2x	Bearing	6902-VRS - 28x15x7 mm		KLP00048 
49		1x	Mainpivot expander screw	HS5 - M6x24 mm	6 Nm	KLP00068 
50		1x	Mainpivot cone expander	ø 6.8x10.8 mm		KLP00068 
51		1x	Mainpivot axle	M8x12x76.5 mm	12 - 14 Nm	KLP00068 
52		2x	Mainpivot bushing	Ø 15x12x12.5 mm		KLP00068 
53		1x	Mainpivot spacer	ø 12x44 mm		KLP00068 
54		2x	Mainpivot O-ring	Ø 20x1.5 mm		KLP00068 
56		1x	Cylinder head screw (bracket screw)	HS4 - M6 x 10 mm	5 Nm	KLP00040 
57	10031854	1x	Non drive side mainpivot plug			KLP00046 
64	10031852	1x	Chain guide bracket <b>low pivot</b>			KLP00065 
65	10031851	1x	Chain guide <b>low pivot</b>			KLP00065 
66	10031847	1x	Cylinder head screw <b>low pivot</b>	HS4 - M5 x 10 mm	5 Nm	KLP00065 
67		1x	Mainpivot nut <b>low pivot</b>	M8		KLP00051 



SPICY CF 6.9 / 7.9 / 8.9 / TEAM (MY24)

date: 19-07-2024

version: 01

# ÜBERSICHTSZEICHNUNG

## ASSEMBLY DRAWING

# LAPIERRE

FACT SHEET:	
SHOCK LENGTH:	205 x 65 mm
SHOCK HARDWARE TOP:	Trunnion Mount
SHOCK HARDWARE BOTTOM:	15mm bushing M8
HEADSET TOP:	ZS 56
HEADSET BOTTOM:	ZS 56
SEATPOST DIAMETER:	31,6 MM
CLAMP INNER DIAMETER:	34,9 MM
BOTTOM BRACKET:	BSA 73
KICKSTAND:	-----
ISCG STANDARD:	ISCG 05 low inserts
CARRIER MOUNT:	NO
FENDER COMPATIBLE:	Short fork fender

DROPPER SEATPOST READY:	YES
WATERBOTTLE MOUNT:	1x Downtube
MAXIMUM PERMISSIBLE TOTAL WEIGHT:	120 KG (Cat. 5)
MAXIMUM TIRE SIZE:	27.5" x 2.5" / 29" x 2.5"
WHEEL SIZE:	27.5" x 2.4" / 29" x 2.4"
QUICK RELEASE LENGTH:	177,5 MM
OVER-LOCKNUT DIMENSION (O.L.D.):	148 MM
FD CLAMP SIZE:	-----
FD TYPE:	-----
ENGINE:	-----
BATTERY:	-----
DISPLAY:	-----



SPICY CF 6.9 / 7.9 / 8.9 / TEAM (MY24)

date: 19-07-2024

version: 01